

1 1ST FLOOR PLUMBING PLAN - SERVICE BAYS
3/32" = 1'-0"

PLUMBING KEYNOTES:

- 1 REFER TO DETAIL #1 SHEET P-100 FOR CONTINUATION.
- 2 REFER TO DETAIL #1 SHEET P-102 FOR CONTINUATION.
- 3 REFER TO DETAIL #2 SHEET P-102 FOR CONTINUATION.
- 4 REFER TO DETAIL #3 SHEET P-103 FOR CONTINUATION.
- 5 3/4" INSULATED COLD WATER LINE DOWN IN WALL AND OUT TO HOSE BIBB. PROVIDE BALL TYPE CUTOFF VALVE IN ACCESSIBLE LOCATION. PROVIDE ACCESS PANEL IN SOLID SURFACE CEILING OR WALL FOR ACCESS. COORDINATE WITH BOLLARDS AND DOWNSPOUTS PRIOR TO ROUGH-IN.
- 6 3/4" INSULATED COLD WATER LINE DOWN TO HOSE BIBB SECURED TO COLUMN. PROVIDE BALL TYPE CUTOFF VALVE IN ACCESSIBLE LOCATION. REFER TO PLUMBING DETAIL #17 ON SHEET P-202.
- 7 PROVIDE AND INSTALL 2000 GALLON HOOT SAND/OIL SEPARATOR. INSTALLATION SHALL COMPLY WITH INTERNATIONAL PLUMBING CODE. COORDINATE EXACT LOCATION WITH GENERAL CONTRACTOR.
- 8 PROVIDE 1" INSULATED COLD WATER LINE DOWN IN WALL TO BELOW GRADE AND CONTINUE WITH TO YARD HYDRANT AT SEWER PLANT FOR WASHDOWN. PROVIDE BALL TYPE CUTOFF VALVE IN ACCESSIBLE LOCATION ABOVE GRADE. PROVIDE ACCESS PANEL IN SOLID SURFACE CEILING OR WALL FOR ACCESS. SEWER AND WATER LINES SHALL BE RUN MINIMUM 5' APART.
- 9 DOMESTIC COLD, HOT, AND HOT WATER RETURN PIPING WITHIN THE UN-CONDITION AND UN-HEATED SERVICE BAY AREAS SHALL BE PRE-INSULATED CROSSLINKED POLYETHYLENE (PEX) INSTALLED AT APPROX. 20' A.F.F. REFER TO SPECIFICATIONS SECTION 220519 PART 2.1.1. COORDINATE EXACT HEIGHT AND LOCATION WITH ARCHITECT, STRUCTURE, AND DOORS PRIOR TO ROUGH-IN. (TYPICAL)



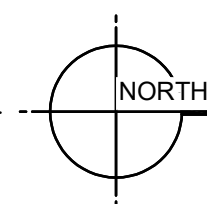
NOTE:

PROPERLY FIRE CAULK ALL PENETRATIONS THROUGH RATED WALLS. COORDINATE FIRE CAULKING WITH ASSEMBLY REQUIREMENTS. COORDINATE WITH ARCHITECTS PLANS, NOTES, SPECIFICATIONS, ETC.



ASSOCIATED DESIGN GROUP, INC.
3909 W Congress Street, Suite 201
Lafayette, Louisiana 70506
Phone: (337) 234-5710
Email: adginc@adginc.org

Project No. 25326



NEW CONSTRUCTION
FORD PRO
FOR
MIKE WILLIS
2010 PATTON ST.

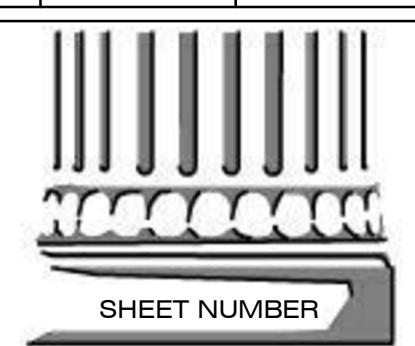
© COPYRIGHT 2019,
RANDY M. GOODLOE, A.I.A. APAC
ALL INFORMATION, EITHER DRAWN, WRITTEN,
OR IMPLIED APPEARING IN THIS DOCUMENT
SHALL NOT BE DUPLICATED, DISCLOSED, OR
OTHERWISE USED WITHOUT THE WRITTEN
PERMISSION OF THE AUTHOR, RANDY M.
GOODLOE, AIA, APAC. THIS DOCUMENT IS AN
INSTRUMENT OF SERVICE AND IS THE SOLE
PROPERTY OF THE AUTHOR. FURTHERMORE,
THE USE OF THIS DOCUMENT FOR ANY
PURPOSE SHALL BE REVOKED, IF THE INTENT
OF THE DESIGN OR THE CONSTRUCTION
TECHNIQUES OR DETAILS SHOWN HEREIN
ARE NOT ADHERED TO OR THE
CONTRACTUAL AGREEMENT GOVERNING
THEIR USE ARE NOT STRICTLY ADHERED TO.

PROJECT NO.
25012

PROJECT MANAGER
JM

DATE ISSUED
2026.05.22

REVISED



P-101
PLUMBING PLAN